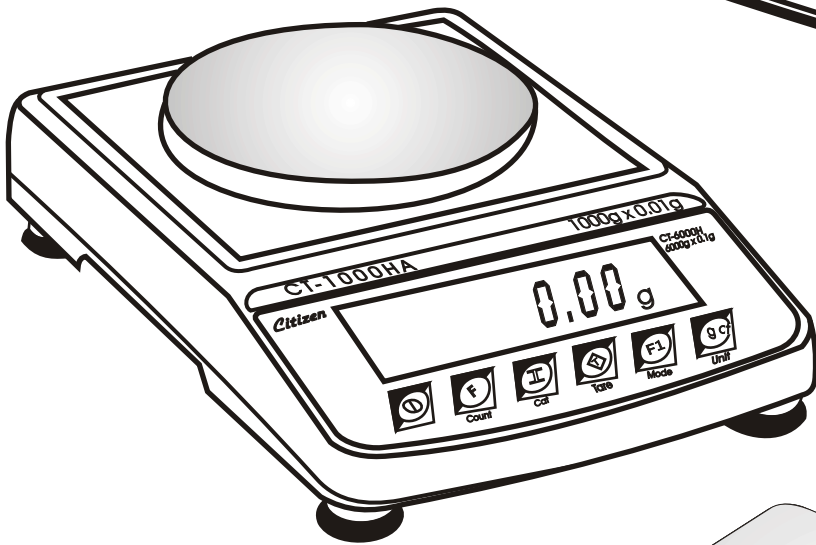
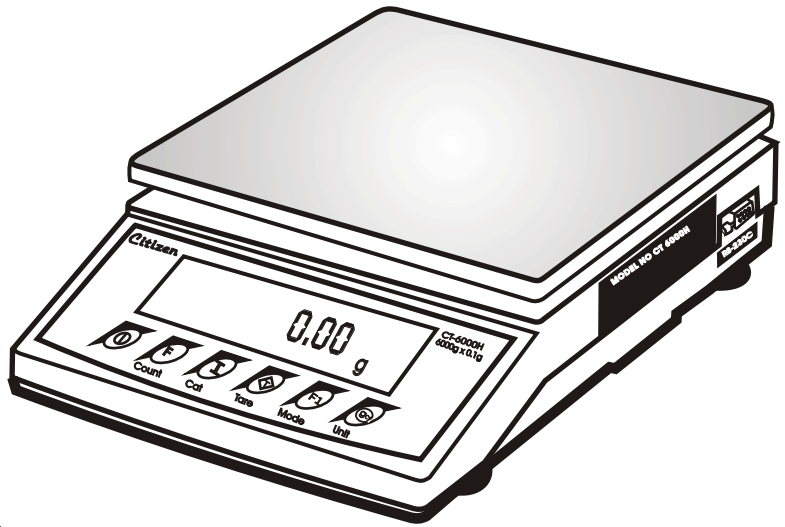


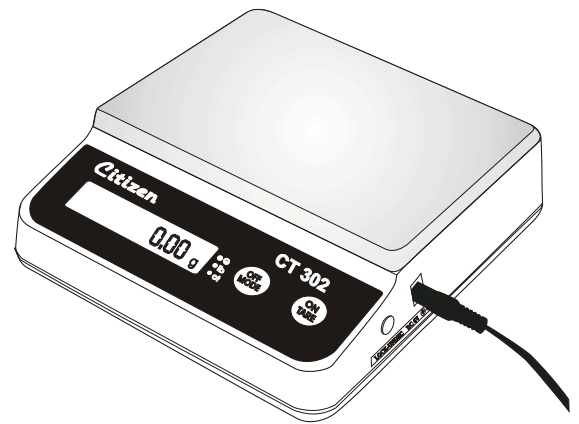
# CT SERIES

**NEW**



## COMPACT BALANCES

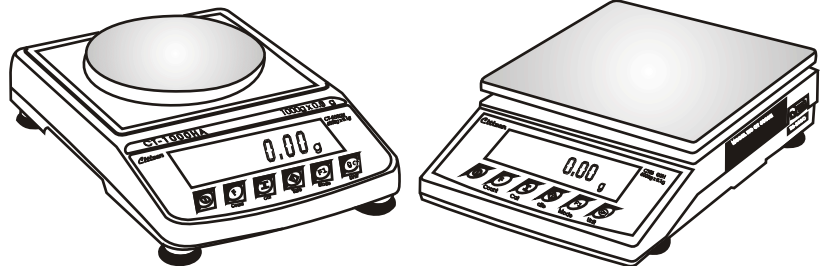
MODEL	CT 600	CT 1100	CT 2100
CAPACITY	600 gm	1100 gm	2100 gm
READABILITY	0.1 gm	0.1 gm	0.1 gm
LINEARITY	0.2 gm	0.2 gm	0.2 gm
PAN SIZE	166 x 128mm / 5" x 6.5"		
CALIBRATION WEIGHT	500/600 gm	1000 gm	2000 gm
DISPLAY (IN/CM)	LCD (0.55/14MM)		
UNIT AVAILABLE	g, ct, pcs, oz, ozt, dwt, lb, t, GSM		
DUAL DISPLAY	Not Application		
TARE RANE	To capacity by subtraction		
POWER SUPPLY	AC Adapter (Supplied with balance) 110/240 V ac, 50/60 Hz or 4 AA Batteries		



### STANDARD FEATURES

- \* Precise & Accurate reading.
- \* Compact & space saving.
- \* Backlite LCD display for easy viewing.
- \* Piece counting & GSM units available.
- \* Simple battery operation.
- \* Weighing units gm, ct, dwt, oz, ozt available.

## LABORATORY BALANCES



MODEL	CT 30 C*	CT 50 C*	CT 100 C*	CT 302*	CT 402*	CT 602 C*	CT 1202*	CT 1200	CT 3000H	CT 4000H	CT 6000H	CT 8000H	
CAPACITY (gm/ct)	30 gm	50 gm	100 gm	300 gm	400 gm	600 gm	1200 gm	1200 gm	3000 gm	4000 gm	6000 gm	8000 gm	
READABILITY	1 / 2 mg	1 / 2 mg	2 mg	0.01 gm	0.01 gm	0.01 gm	0.01 gm	0.1 gm	0.1 gm	0.1 gm	0.1 gm	0.1 gm	
LINEARITY	± 0.002 gm	± 0.002 gm	± 0.002 gm	± 0.01 gm	± 0.01 gm	± 0.01 gm	± 0.01 gm	± 0.1 gm	± 0.1 gm	± 0.1 gm	± 0.1 gm	± 0.1 gm	
DISPLAY	Backlite LCD 0.55 inch						0.55" (1.4 cm) High LCD (Option Backlite LCD)						
PAN SIZE (inch/mm)	120 Ø mm / 4.7" Ø			126 Ø mm / 4.9" Ø			172 x 172 mm / 6.7" x 6.7"						
POWER	AC Adaptor 110V, 220V 50/60 Hz or 6 AA Batteries CT (not Included) Built-in Rechargeable Battery												
NET WEIGHT	1.05 kg						1.85 kg						
DIMENSION (WxHxL)	6.9" x 23" x 7.6" (176 x 60 x 194 mm)			9.4" x 6.5" x 2.2" / 240 x 67 x 58 mm				6.9"x23"x7.6" (176x60x194 mm)		6.9" x 2.3" x 9.8" / 176 x 60 x 249 mm			

### STANDARD FEATURES

- \* Compact and space savings.
- \* Auto - Zero Tracking, Auto - Calibration.
- \* Standard RS 232C Interface for data output.
- \* 8 different weighing units such as g, ct, Tola etc.
- \* Backlite LCD display for easy viewing function.
- \* Piece Counting & Percentage Weighing Function.
- \* 2,00,000 Internal Resolutions.
- \* Inbuilt rechargeable battery for continues use.
- \* Hanger for weighing below balance for CT 3000H to CT 5000H.
- \* Conforms GLP/GMP and ISO 9001 standard & CE certified.

### WORLDWIDE MARKETING:

**CITIZEN SCALE INC.**

Toll Free : 1.800.997.1440

E-mail : [sales@citizeninc.com](mailto:sales@citizeninc.com)

[www.citizeninc.com](http://www.citizeninc.com)

OUR OFFICES : U.A.E. • U.K. • INDIA • AFRICA

Email : [sales@citizeninc.com](mailto:sales@citizeninc.com)