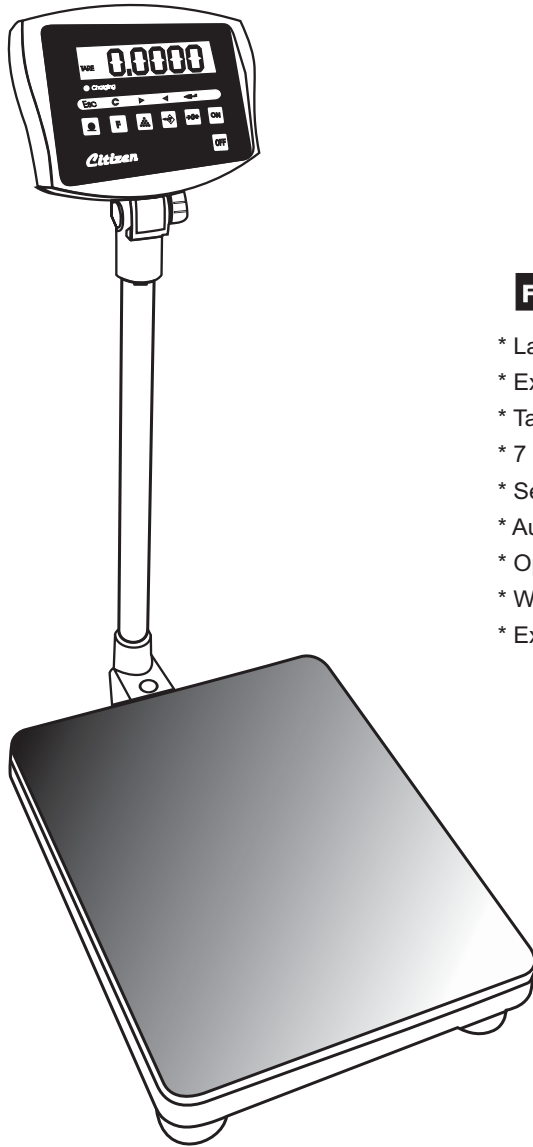


PLATFORM SCALE




FEATURES :

- * Large LCD display for weighing and 20 mm X 3 for counting with auto backlight
- * External AC adaptor/ Rechargeable battery Operation
- * Tare / Accumulation / Counting / Check Weighing Function
- * 7 Keys(CTB)/ 22 keys (CKG) Embossed membrane Keyboard
- * Selectable Unit (Kg/Lb)
- * Auto unit Weight update (CKG)
- * Optional RS-232 communication port and printer port
- * Waterproof housing designed
- * External resolution 1/6000, 1/15000

CTB SERIES

| Model | Capacity (kg/lb) | Graduation | Plt. Size (in inch) |
|----------|-------------------|------------------|---------------------|
| CTB 30 | 30 kg / 60lb | 500 gm / 0.005lb | 16.5 X 20.4 |
| CTB 60 | 60 kg / 100lb | 10 gm / 0.01lb | 16.5 X 20.4 |
| CTB 150 | 150 kg / 300lb | 10 gm / 0.02lb | 23.6 X 31.4 |
| CTB 300 | 300 kg / 600lb | 20 gm / 0.05lb | 23.6 X 31.4 |
| CTB 500 | 500 kg / 1000lb | 50 gm / 0.1lb | 23.6 X 31.4 |
| CTB 1000 | 1000 kg / 2000lb | 200 gm / 0.01lb | 1000 x 1000 |
| CTB 2000 | 2000 kg / 4000lb | 500 gm / 0.2lb | 1200 x 1200 |
| CTB 3000 | 3000 kg / 6000lb | 500 gm / 0.2lb | 1000 x 1500 |
| CTB 5000 | 5000 kg / 10000lb | 1 kg / 1lb | 1500 x 1500 |





TF

Features

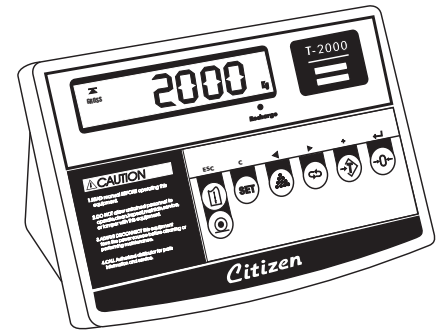

- * Heavy duty weighing plate is able to be customized.
- * Diamond deck plate
- * Waterproof junction box.
- * Stainless steel ball bearing support feet.
- * 4 pcs of Single Ended Shear Beam load cell.

Optional : OIML-R60 & NTEP & IP66 approved

Optional accessories
| Printing Indicator T2000P | Waterproof | Junction box
| Ramps | TF DUAL CHANNEL scale

CTB Weighing Indicator

T2000P
Inbuilt Thermal Printing Indicator



SPECIFICATION FOR PLATFORM SCALES

| Model | CTB-30 | CTB-60 | CTB-150 | CTB-300 | CTB-500 | CTB-1000 | CTB-2000 | CTB-3000 | CTB-5000 |
|------------------|---|-------------|-------------------------|-------------|--------------|---------------|---------------|---------------|----------------|
| Capacity (kg/lb) | 30kg/ 60lb | 60kg/100lb | 150kg/300lb | 300kg/600lb | 500kg/1000lb | 1000kg/2000lb | 2000kg/4000lb | 3000kg/6000lb | 5000kg/10000lb |
| Graduation | 5gm/0.005lb | 10gm/0.01lb | 10gm/0.02lb | 20gm/0.05lb | 50gm/0.1lb | 200gm/0.1lb | 500gm/0.2lb | 500gm/0.2lb | 1Kg/1lb |
| Plt.Size (mm/in) | 420 x 520 / 16.5 x 20.4 | | 600 x 800 / 23.6 x 31.4 | | | 1000 X 1000 | 1200 x 1200 | 1000 x 1500 | 1500 x 1500 |
| Display | High LCD Backlite Display | | | | | | | | |
| Power Supply | AC 110V + 10% 50 Hz, Built in rechargeable battery | | | | | | | | |
| Options | Remote Display, Counting, Rs 232 Interface, T2000P Printing Indicator | | | | | | | | |

WORLDWIDE MARKETING:
CITIZEN SCALE INC.
Toll Free : 1.800.997.1440
E-mail : sales@citizeninc.com
www.citizeninc.com

OUR OFFICES : U.A.E. • U.K. • INDIA

PLATFORM
SCALE

Email : sales@citizeninc.com