

Operating Manual














Baby Scale CTL-B




1. TECHNOLOGY INDEX

1. Max. Capacity : 20kg
2. Min. Capacity: 20g
3. Graduation: 0.01kg
4. Unit Convertible: kg/lb
5. Over-load: " O-Ld "
5. Low-battery: "  "








2. INSTRUCTION FOR USE

- (1)  → 
Press "  " to turn on the scale
- (2)  →  ↔ 
Press "  " to convert the unit "kg/lb" before the display readout showing zero
- (3)  When the display readout flashes " ◀ ", it can work weighing.
- (4)  
Place the object (such as swaddling clothes) on the scale, when turn on the scale, it will complete the tare function automatically.
- (5)  When the scale is on, pressing "  " slightly can make scale reading back to zero.
- (6)  During the process of weighing, if the baby is moved away the display readout should back to "0.00", you can continue to weigh another one otherwise it will switch off automatically.



After turning on the scale, press "  " button to play on/off the melodious music.

3. CAUTIONS

-  Don't hit the scale heavily.
-  Don't overload the scale that will affect the accuracy.
-  "  " icon indicate low-battery, but the scale still can work. When the display read "Lo", time come to change the battery.
-  Don't be used or placed in the environment of humidification.
-  Don't put any object on the scale while it is off using.
-  Don't immerse the scale into water for cleaning, sweep it with wet or dry cloth.